

PRODUCT NUMBER
75844-YXX-XXLF

WHEN REQUIRED, ADD SUFFIX LETTER "LF"
INDICATES THE PRODUCT IS RoHS COMPLIANT
& COMPATIBLE, SEE NOTE 8

TOTAL NB OF POSITIONS 04 TO 72

PLATING:

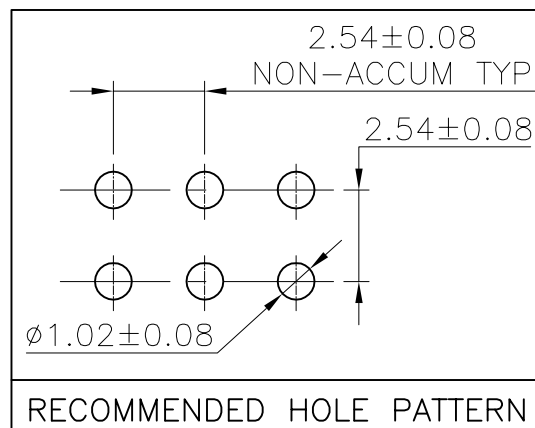
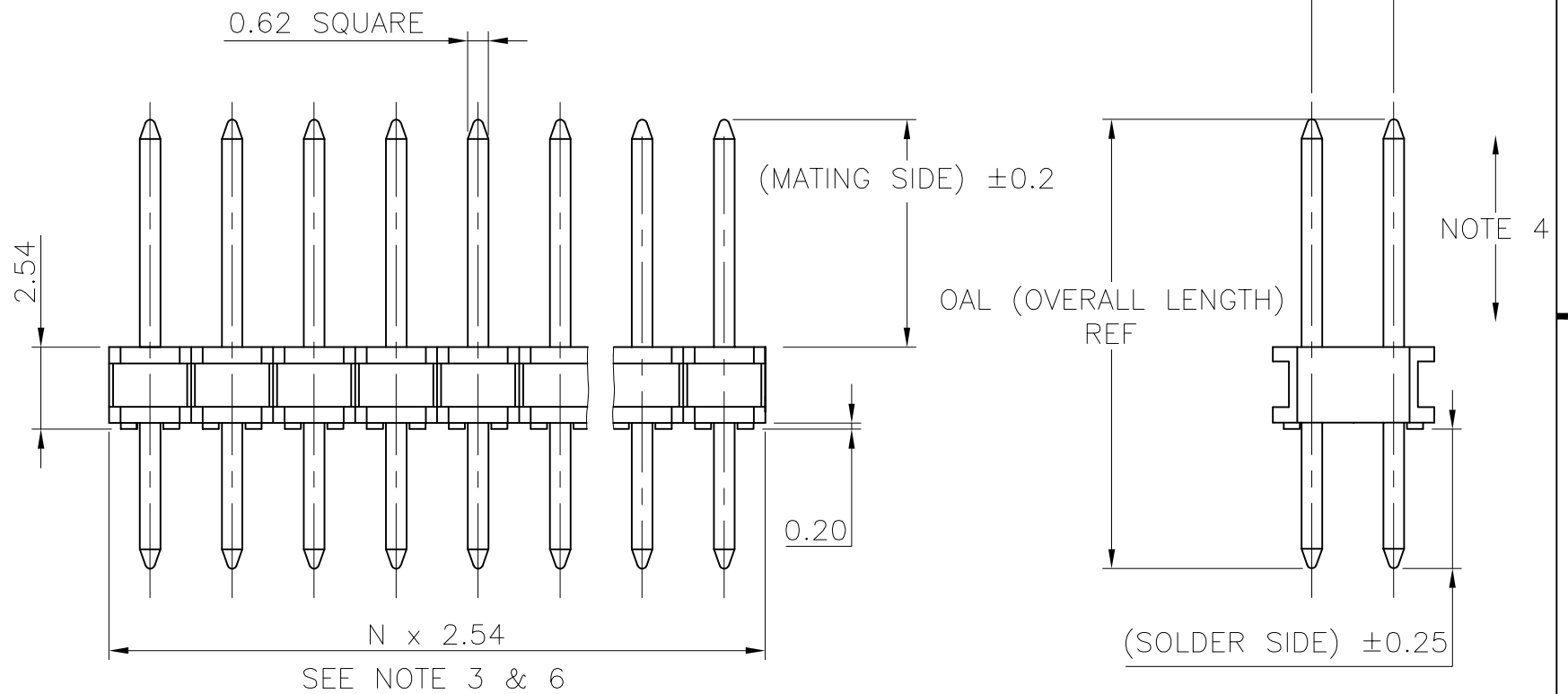
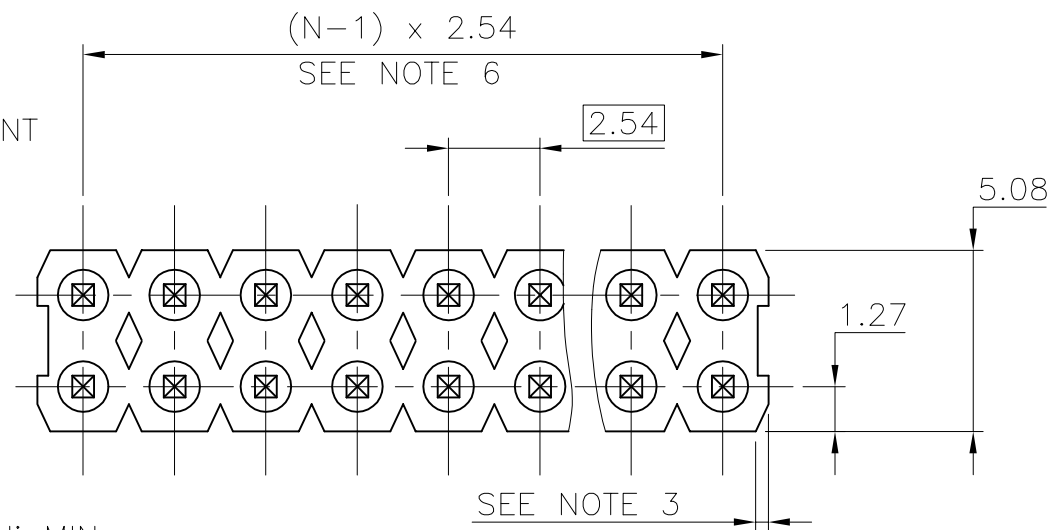
PIN STYLE SEE SHEET 2

- 1 = 0.76µm FULL GOLD/GXT, OVER 1.27µm Ni MIN
- 3 = 3.81µm FULL TIN/LEAD OVER 1.27µm Ni MIN.
WHEN "LF" IS REQUIRED, 2µm MATTE TIN OVER
1.27µm MIN NICKEL IS PROVIDED INSTEAD OF TIN-LEAD
- 6 = 0.76µm FULL GXT (PdNi), WITH GOLD FLASH, OVER 1.27µm Ni MIN
- 8 = 0.38µm FULL GOLD/GXT, OVER 1.27µm Ni MIN

NOTES:

1. HOUSING MAT'L : HIGH TEMPERATURE THERMOPLASTIC
FLAME RETARDANT PER UL94-V0, COLOR BLACK.
2. PIN MATERIAL : PHOSPHOR BRONZE.
3. DIM $1.27^{+0.03}_{-0.13}$ FOR MOULDED SIDE(S)
ONLY. IF SIDE(S) ARE BROKEN, DIM 1.02
TO 1.7 MAX APPLIES.
4. PIN PUSH OUT FORCE : 12N MIN.
5. PRODUCT PACKAGED IN POLY BAGS.
6. TO DETERMINE DIMENSIONS :
N = NUMBER OF POSITIONS
EXAMPLE : 8 POS $N \times 2.54 = 20.32\text{mm}$
7. FOR STANDARD SELECTIVE GOLD PLATED
PRODUCTS, SEE DRAWING 77313.
8. RoHS COMPATIBLE PRODUCT SPECIFICATIONS

- a - SUFFIX "LF" IS ADDED JUST FOR EASY
LEADFREE IDENTIFICATION FOR PLATING VERSION 1 & 8.
- b - MANUFACTURING PROCESS COMPATIBILITY
- THE HOUSING WILL WITHSTAND EXPOSURE TO
260°C ±5°C SOLDER BATH TEMPERATURE FOR
5 SECONDS IN A WAVE SOLDER APPLICATION
WITH A 1.6mm MIN THICK CIRCUIT BOARD.
- c - LABELING:
- MEETS PACKAGING SPECS AS PER GS-14-920
- d - LEGAL STATEMENT: SEE GS-22-008



mat'l. code SEE P/N				surface ISO 1302 ✓		tolerance ISO 406 ISO 1101		projection mm		product family BERGSTIK	
ltr ecn no dr date				tolerances unless otherwise specified		.x ±0.3		mm		title HEADER STR DOUBLE ROW	
BP F06-0169 LMU 06.04.21				angles		.xx ±0.15		scale 5:1		dwg no 75844	
BR F06-0196 LMU 06.06.20				linear		.xxx ±0.05		FCJ		sheet 1 of 3	
BS F07-0103 LMU 07.01.05				dr		COMPAGNON J 95.07.10				size A3	
BT F08-0148 JCO 08.05.27				enr		JMC 95.07.10				type CUSTOMER Drawing	
BM F03079 LMU 03.04.04				chr		JMC 95.07.10					
BN F05-0186 LMU 05.05.24				appd		JMC 95.07.10					
sheet index		revision		BT		BF					
		sheet		1		2		3			

APPLICATION SPECIFIC				
PIN	STYLE	MATING	SOLDER	OAL
01		5.72	2.54	10.8
02		5.84	3.43	11.81
03		5.72	5.08	13.34
04		5.72	7.62	15.88
05		5.72	10.16	18.42
06		5.72	12.7	20.96
07		5.72	15.24	23.5
08		5.72	17.78	26.04
09		5.72	20.32	28.58
10		5.72	22.86	31.12
11		5.72	5.97	14.22
12		5.72	8.51	16.76
13		5.72	11.05	19.3
14		5.72	16.13	24.38
15		8.51	2.54	13.59
16		8.51	5.51	16.56
17		8.51	10.59	21.64
18		5.72	3.05	11.3
19		12.83	3.05	18.42
20		15.37	3.05	20.96

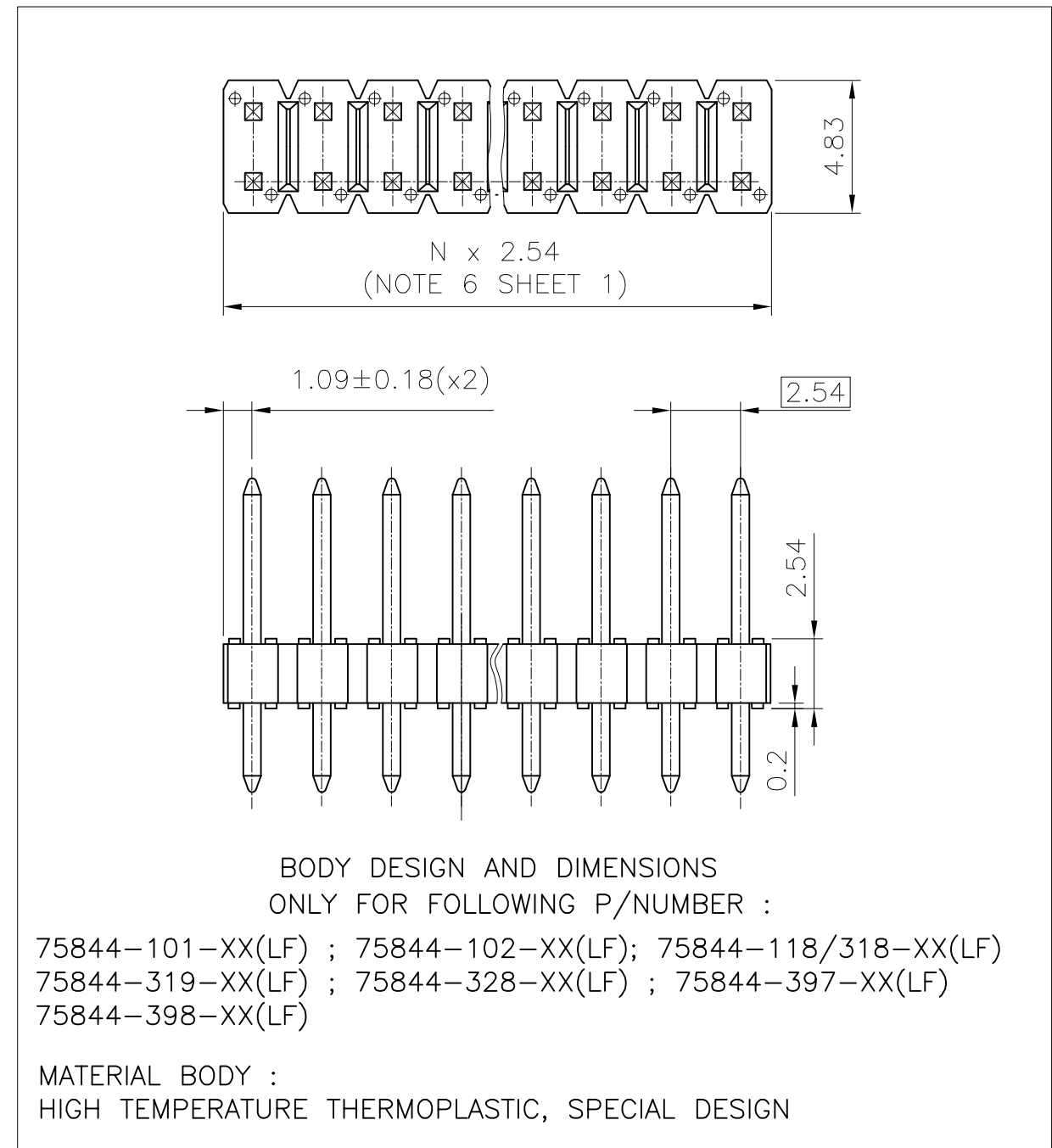
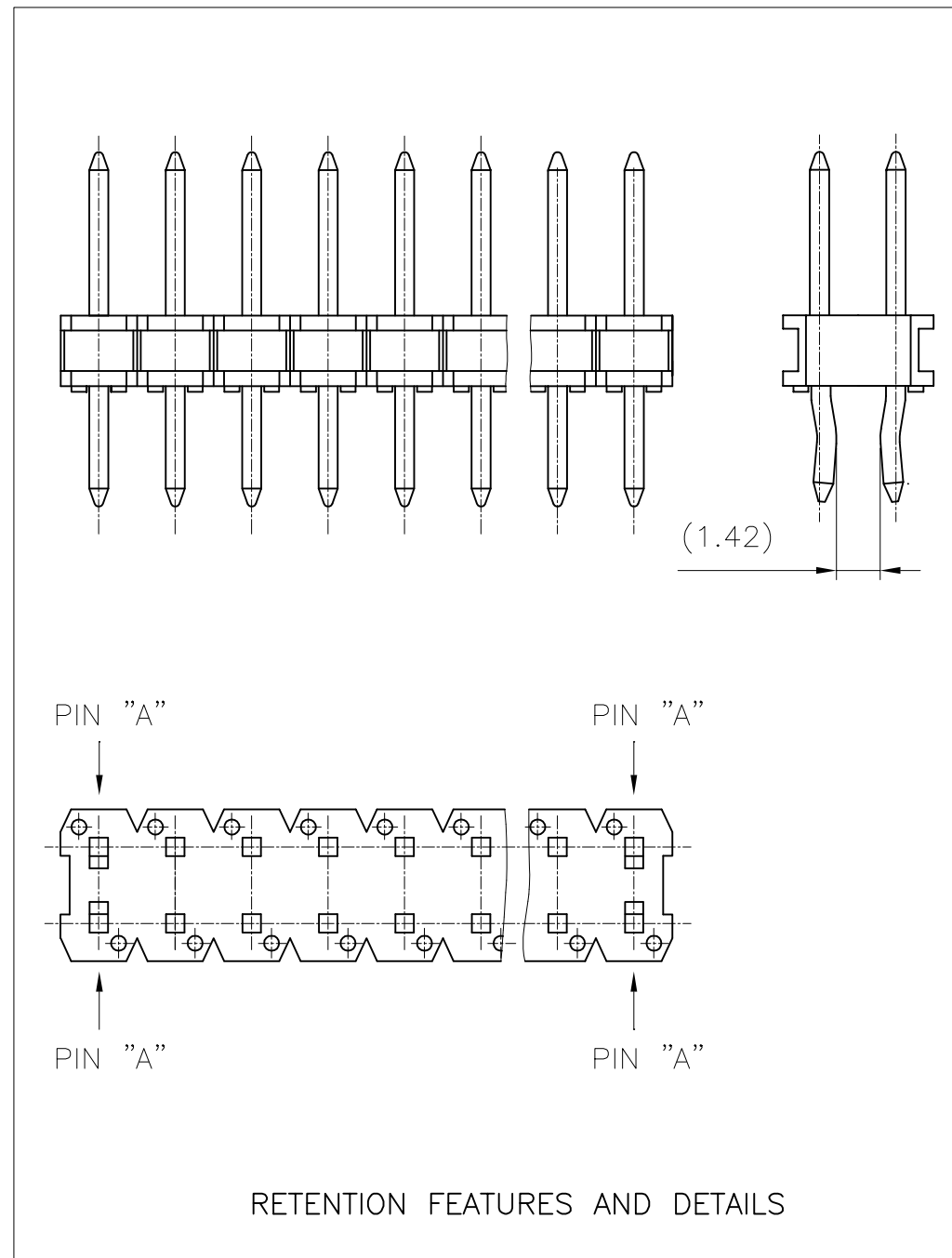
APPLICATION SPECIFIC				
PIN	STYLE	MATING	SOLDER	OAL
21		20.45	3.05	26.04
22		7.75	3.05	13.34
24		7.21	3.05	12.8
25		8.51	3.18	14.22
26		15.57	2.84	20.96
27		6.6	2.67	11.81
28		6.6	4.19	13.34
29		17.53	3.43	23.5
30		22.61	3.43	28.58
31		8.2	2.84	13.59
32		2.41	3.05	8
33		1.6	29.38	33.52
34		12.21	2.9	17.65
35		25.21	3.37	31.12
36		11.5	12	26.04
38		30	0.98	33.52
39		1.6	31.58	35.72
40		10.29	3.05	15.88
41		9.1	3.34	14.98
42		13.25	3.3	19.09

APPLICATION SPECIFIC				
PIN	STYLE	MATING	SOLDER	OAL
43		13.02	13.02	28.58
48		5.84	2.42	10.8
49		1.5	27.08	31.12
50		5.84	3.12	11.5
52		9.5	3.05	15.09
56		5.72	3.05	11.3
58		14.47	3.05	20.06
70		6.54	3.5	12.57
79		3.3	3.3	9.14
82		19.27	4.23	26.04
92		17.45	3	23
94		4.79	3	10.33
95		27.58	1	31.12
98		13.28	2.6	18.42
AA		5.84	3.43	11.81
AB		12.83	3.05	18.42
AC		6.60	4.19	13.34
AD		13.28	2.60	18.42
AE		5.84	1.95	10.33



Copyright FCI

mat'l. code				surface ISO 1302 <input checked="" type="checkbox"/>		tolerance ISO 406 ISO 1101		projection 		product family BERGSTIK	
ltr	ecn no	dr	date	tolerances unless otherwise specified		mm		title HEADER STR DOUBLE ROW		dwg no 75844	
AY	F90651	LMU	99.10.20	angles	linear	scale 1:1		sheet 2 of -		size A3	
BA	F10518	LMU	01.09.12					FCI		type CUSTOMER Drawing	
BB	F20116	DLE	02.01.16								
BC	F20301	LMU	02.04.22	dr	COMPAGNON J	95.07.10					
BD	F05-0186	LMU	05.05.24	enr	JMC	95.07.10					
BE	F06-0169	LMU	06.04.21	chr							
BF	F06-0196	LMU	06.06.20	appd	JMC	95.07.10					
sheet index	revision sheet										



NOTES:

- 1 - PART NUMBER 75844-YXXRXX(LF)
- 2 - PINS "A" AND "B" USED FOR RETENTION.
- 3 - DIRECTION OF RETENTION SHOWN BY ARROWS.
- 4 - RETENTION VERSION ONLY AVAILABLE WHEN DIM "B" IS 2.9mm UP TO 3.5mm..
- "R" INDICATES A RETENTION HEADER.

mat'l. code				surface ISO 1302 ✓		tolerance ISO 406 ISO 1101		projection mm		product family BERGSTIK			
ltr	ecn no	dr	date	tolerances unless otherwise specified		.x ±0.3		mm		title			
AY	F00809	LMU	00.10.03.	angles		.xx ±0.15		scale 1:1		HEADER STR DOUBLE ROW			
BA	F10518	LMU	01.09.12	linear		.xxx ±0.05				sheet 3 of -			
BB	F20116	DLE	02.01.16	dr		COMPAGNON J 95.07.10				dwg no			
BC	F20607	LMU	03.12.03	engr		JMC 95.07.10				75844		A3	
BD	F03079	LMU	03.04.04	chr						type		CUSTOMER Drawing	
BE	F05-0186	LMU	05.05.24	appd		JMC 95.07.10							
BF	F06-0196	LMU	06.06.20										
sheet index		revision sheet											